



## PEDESTRIAN WORKFLOW

This guide will illustrate the pedestrian workflow.

# The process:

- 1** The pedestrian contractor arrives at the security gate
- 2** The guard will enter the PIN code provided and scan the ID book or ID smart card of the contractor
- 3** The visitor's name will be pulled through from their identification and the visitor's cellphone number needs to be entered
- 4** Press on the 'Resident' field to select the relevant residence where the contractor will work that day






The screenshot shows a mobile application interface titled "Enter Pedestrian". At the top left is a green pedestrian icon. Below the title is a "Back" button. The interface is divided into several sections:

- A section for PIN entry, featuring a hand icon with green dots above it, a numeric keypad with five empty boxes, and a telephone icon with a radio button.
- A section for scanning an identity document, featuring a photo of a South African ID book, the text "Scan Identity Document", and a camera icon with a radio button.
- A "Transporter" field with a "Select Transporter" button and a radio button.
- A "Visitor Name" field with a "Visitor Name" button and a radio button.
- A "Visitor Number" field with a "Visitor Number" button and a radio button.
- A "Resident" field with a "Select Resident" button and a radio button.

5

Press on the 'Transporter' field to select the relevant transporter associated with the contractor

[Back](#) **Select Transporter** [Search](#)

-  00000  
00000
-  2 Elephants Tiling  
2 Elephants Tiling
-  A F Building Contractors  
A F Building Contractors
-  A. Reim & Sons  
A. Reim & Sons
-  AA Airconditioning and refridgeration CC  
AA Airconditioning and refridgeration CC

6

Once all the fields have been completed, there will be green tick marks next to each of them

7

The next step is the access ticket will be printed for the contractor and they will be allowed access to the premises

The contractor can gain access via the Turnstile gate

Enter Pedestrian

Back

Valid

Time Remaining: 234

14782

DRT SHILLER  
Male

2017-03-03

Transporter 2 Elephants Tiling

Visitor Name DRT SHILLER

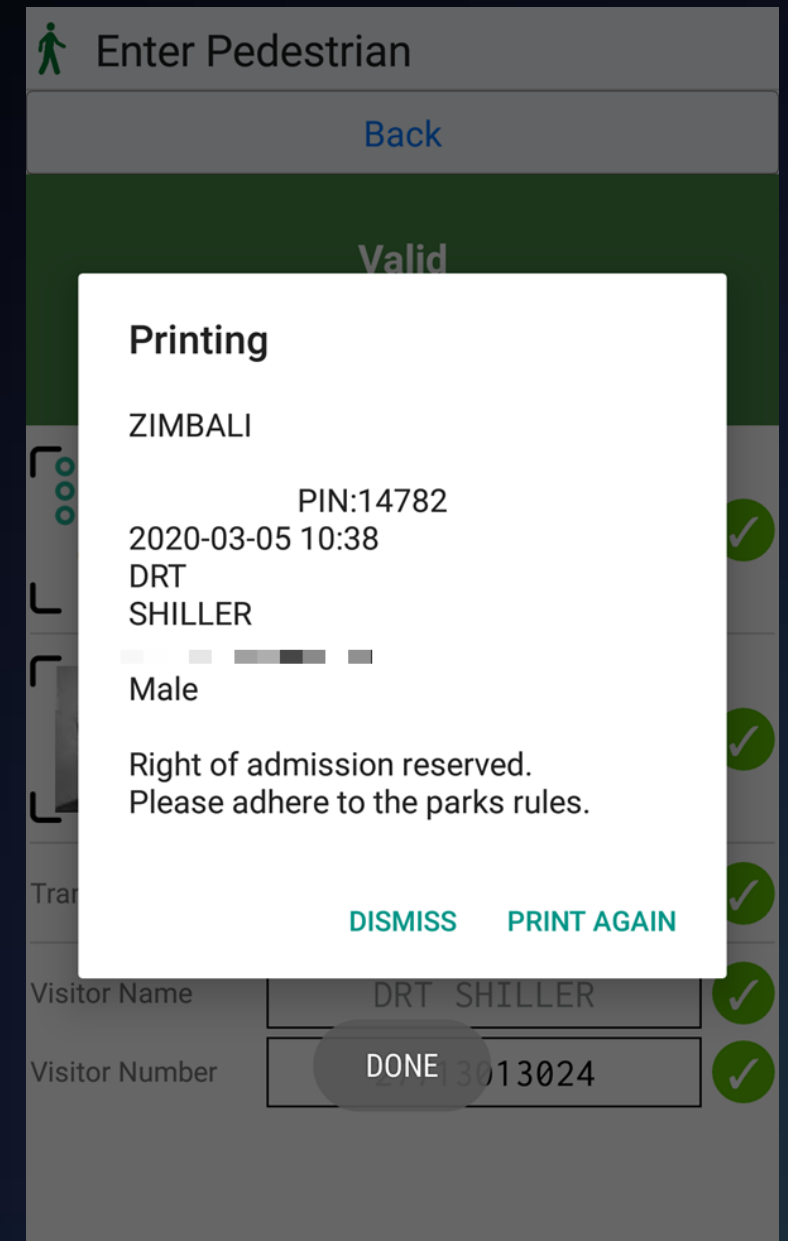
Visitor Number DONE 3013024

8

The contractor needs to keep the printout in order to supply the guard the PIN code to allow them to exit the premises again

9

The last step is when the guard scans the Access Point and then it activates the PIN



# Get in Touch

WYOB I

## SOUTH AFRICAN OFFICE

Block C, Northlands Office Park

189 Olympic Duel Avenue

North Riding

Randburg

Mail : [info@syscontrol.co.za](mailto:info@syscontrol.co.za)

[www.syscontrol.co.za](http://www.syscontrol.co.za)

086 111 4453

